

**FRONT VIEW**  
**SECURE SIDE**

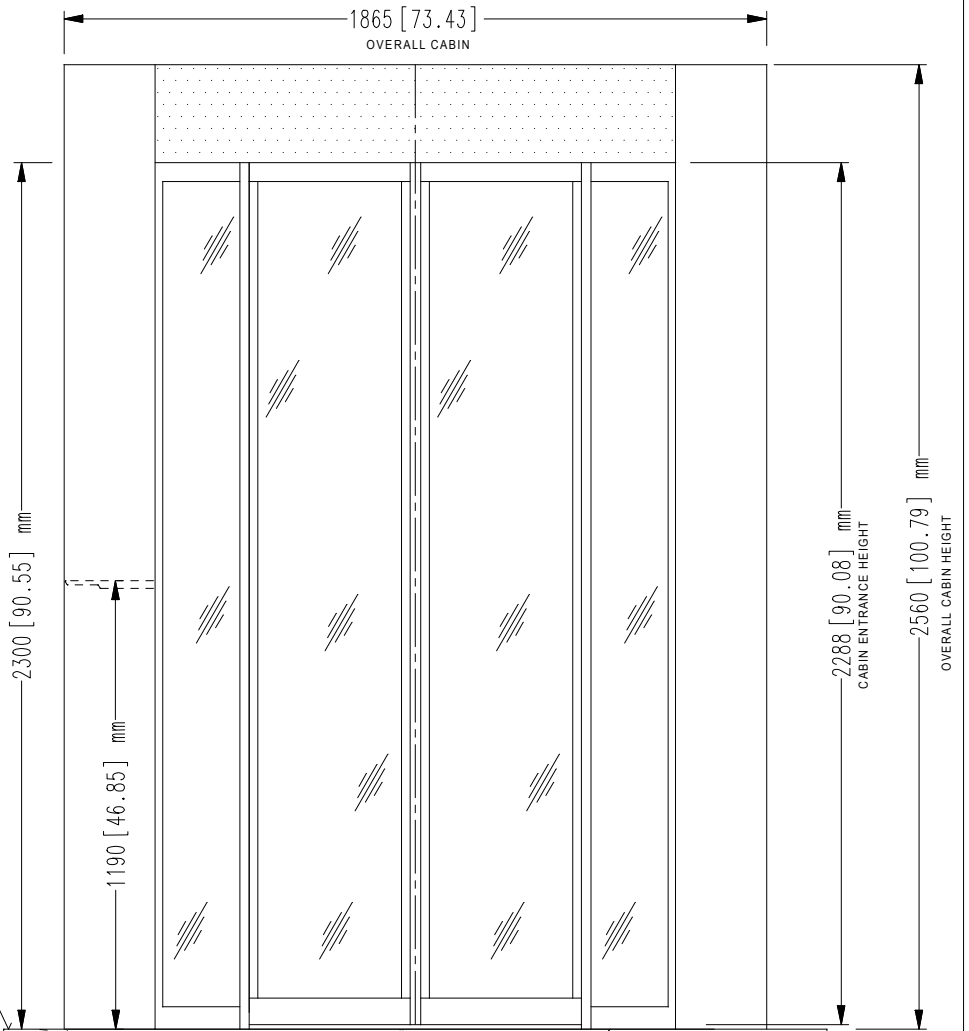
**NOTE:**

**GENERAL CONSTRUCTION TOLERANCE: ± 5 mm [± 0.2"]**

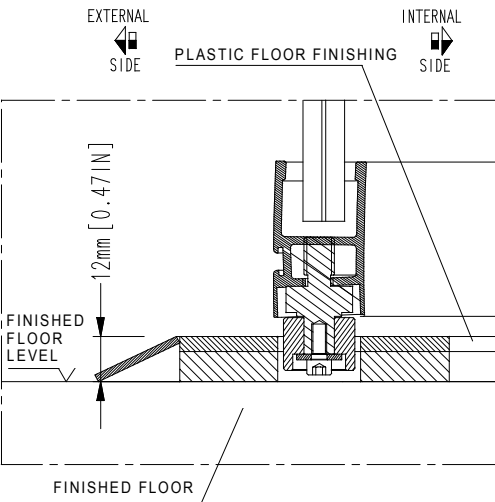
**INSTALLATION REQUIREMENT**

SPACE FOR MAINTENANCE ABOVE TOP OF THE CABIN ON THE INTERNAL SIDE:  
 \*MIN. 300 mm [11.81"]  
 \*RECOMMENDED 750 mm [29.53"]

\*if space does not meet the required specifications contact us to discuss alternatives

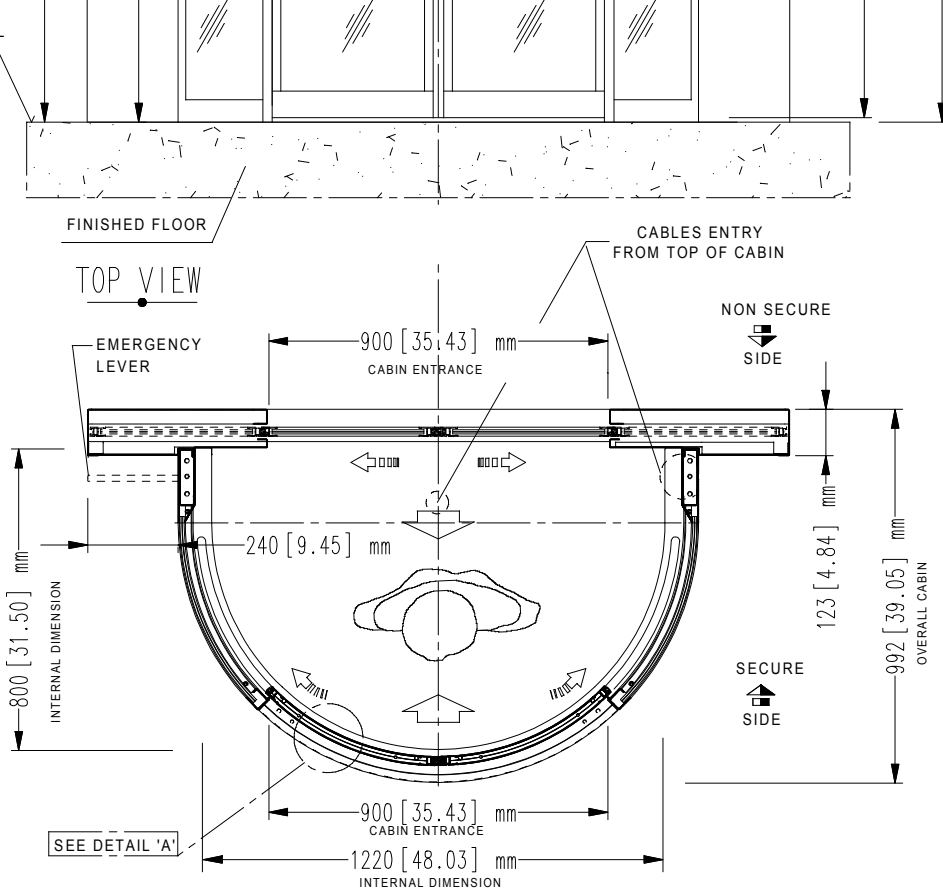


**DETAIL 'A'**



**NOTE:**

- unit must be installed on to a level floor (suggested flatness tolerance: ±1 mm)
- coating option: 2 mm thickness in addition to size



REV	DATE	REVISION DESCRIPTION	DRAWN BY
DRAWN BY: <b>L. BERTAZZO</b>		DESIGNED AND MANUFACTURED BY: <b>alluser INDUSTRIE</b> designed for your security	DISTRIBUTED BY:
DATE: <b>30/10/2017</b>			
DRAWING NUMBER: <b>EARC396</b>			
REVISION: <b>0</b>		TITLE/DESCRIPTION <b>FPJ 140-2S MY16 HUC = 2300</b>	<b>Flush mounted to floor (no recess required)</b> <b>Overall dimensions and mechanical installation requirement</b>
SCALE: <b>1:20</b>			
PAGE 1 OF 1			
THIS DOCUMENT IS AN ALLUSER INDUSTRIE PROPERTY AND IT CANNOT BE COPIED OR TRANSFERRED TO THIRD PARTIES WITHOUT A PREVIOUS WRITTEN AUTHORIZATION. DUE TO OUR POLICY OF CONTINUOUS PRODUCT DEVELOPMENT, ALL DIMENSIONS AND SPECIFICATIONS DESCRIBED IN THIS DOCUMENT ARE SUBJECT TO CHANGE WITHOUT NOTICE.			